

POULTRY MEAT

MAY

2026

174
2026

Slaughter (thous of heads)

55.606 **295.934** **-4,4%**

May 2026 Jan-May 2026 YoY change Jan-May 2026 vs 2025

Production (thous of tons)

166 **882** **-7,4%**

May 2026 Jan-May 2026 YoY change Jan-May 2026 vs 2025

Per Capita Consumption – Moving Average (kg/capita/year)

46,71 **-0,24%**

May 2026 YoY change May 2026 vs 2025

Exports (thous of tons)

7,58 **52,02** **-26,3%**

May 2026 Jan-May 2026 YoY change Jan-May 2026 vs 2025

Exports (thous USD FOB)

8.991 **62.252** **-28,3%**

May 2026 Jan-May 2026 YoY change Jan-May 2026 vs 2025

Imports (thous of tons)

5,64 **17,99** **+83,3%**

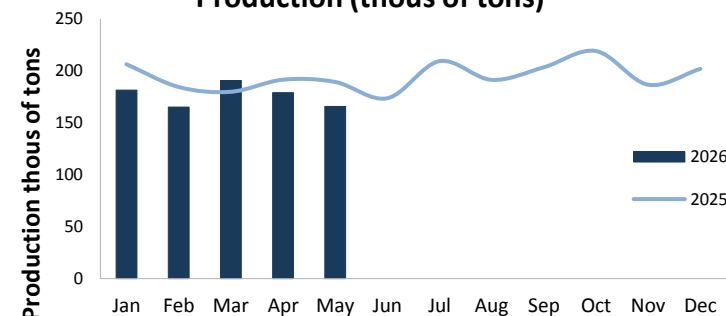
May 2026 Jan-May 2026 YoY change Jan-May 2026 vs 2025

Imports (thou USD CIF)

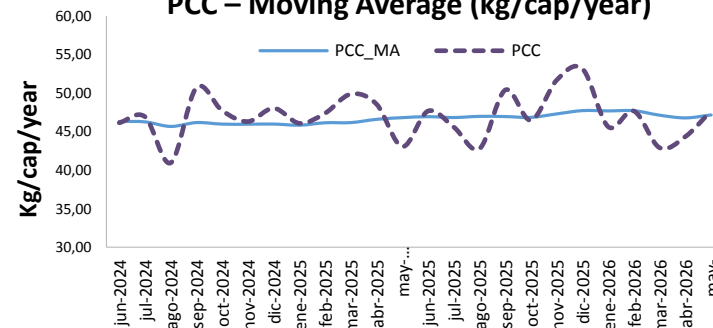
12.471 **37.796** **+53,5%**

May 2026 Jan-May 2026 YoY change Jan-May 2026 vs 2025

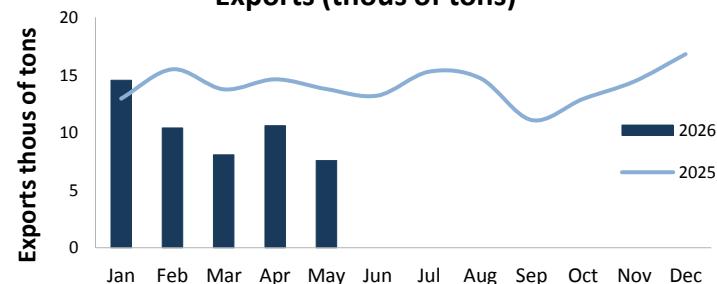
Production (thous of tons)



PCC – Moving Average (kg/cap/year)



Exports (thous of tons)



Source: based on data from SENASA, INDEC, COMEX | Preliminary data | Undersecretary of Agricultural and Forestry Production



Ministerio de Economía
República Argentina

Secretaría de Agricultura, Ganadería y Pesca

[CALCULATION METHODOLOGY](#)